



ಬೃಹತ್ ಬೆಂಗಳೂರು ಮಹಾನಗರ ಪಾಲಿಕೆ
Bruhat Bengaluru Mahanagara Palike









BBMP COVID-19 WAR ROOM 18.05.2023

BBMP / COVID-19 WAR ROOM / BULLETIN – 1151/ 18.05.2023 / #BBMPfightsCOVID19



OVERVIEW OF COVID-19 IN BENGALURU

 CASE TRENDS			ACTIVE CASES	<div style="border: 1px solid black; border-radius: 10px; padding: 5px; display: inline-block;">153</div>	 HOSPITALIZATION				<div style="border: 1px solid black; border-radius: 10px; padding: 5px; display: inline-block;">10</div>
<u>Confirmed Cases</u> <div style="font-size: 2em; font-weight: bold;">41</div> <div style="font-size: 0.8em; color: red;">18,86,563[#]</div>	<u>Recovered Cases</u> <div style="font-size: 2em; font-weight: bold;">37</div> <div style="font-size: 0.8em; color: red;">18,69,410[#]</div>	<u>Death Cases</u> <div style="font-size: 2em; font-weight: bold;">0</div> <div style="font-size: 0.8em; color: red;">17,000[#]</div>	<u>ICU – V</u> -	<u>ICU</u> 4	<u>HDU</u> 1	<u>General</u> 5	INCLUDES GOVT. QUOTA AND PRIVATE WALK-IN HOSPITALIZATION		
 VACCINATION			<div style="border: 1px solid black; border-radius: 10px; padding: 5px; display: inline-block;">7</div>	<div style="font-size: 0.8em; color: red;">2,07,00,504[#]</div>	 TRIAGING				 ACTIVE CZs
<u>First Dose</u> <div style="font-size: 2em; font-weight: bold;">3</div> <div style="font-size: 0.8em; color: red;">96,89,838[#]</div>	<u>Second Dose</u> <div style="font-size: 2em; font-weight: bold;">3</div> <div style="font-size: 0.8em; color: red;">95,11,603[#]</div>	<u>Precaution Dose</u> <div style="font-size: 2em; font-weight: bold;">1</div> <div style="font-size: 0.8em; color: red;">14,99,063[#]</div>	<u>MTU</u> <div style="font-size: 2em; font-weight: bold;">5</div>		<div style="border: 1px solid black; border-radius: 10px; padding: 5px; display: inline-block; width: 60px; text-align: center;">0</div>				
 TESTING			<div style="border: 1px solid black; border-radius: 10px; padding: 5px; display: inline-block;">3,261</div>	<div style="font-size: 0.8em; color: red;">3,23,91,686[#]</div>	<u>Tele Triage</u> <div style="font-size: 2em; font-weight: bold;">33</div>				<u>MCZs (< 5 cases)</u> <div style="font-size: 2em; font-weight: bold;">0</div>
<u>Positivity : 1.10%</u> <small>*FOR LAST 7 DAYS</small>			<u>RAT</u> <div style="font-size: 1.5em; font-weight: bold;">1,456</div>	<u>RTPCR</u> <div style="font-size: 1.5em; font-weight: bold;">1,805</div>	<u>Clusters (> 5 cases)</u> <div style="font-size: 2em; font-weight: bold;">0</div>				

: indicates cumulative numbers till date



ABSTRACT OF COVID-19 SCENARIO IN BENGALURU


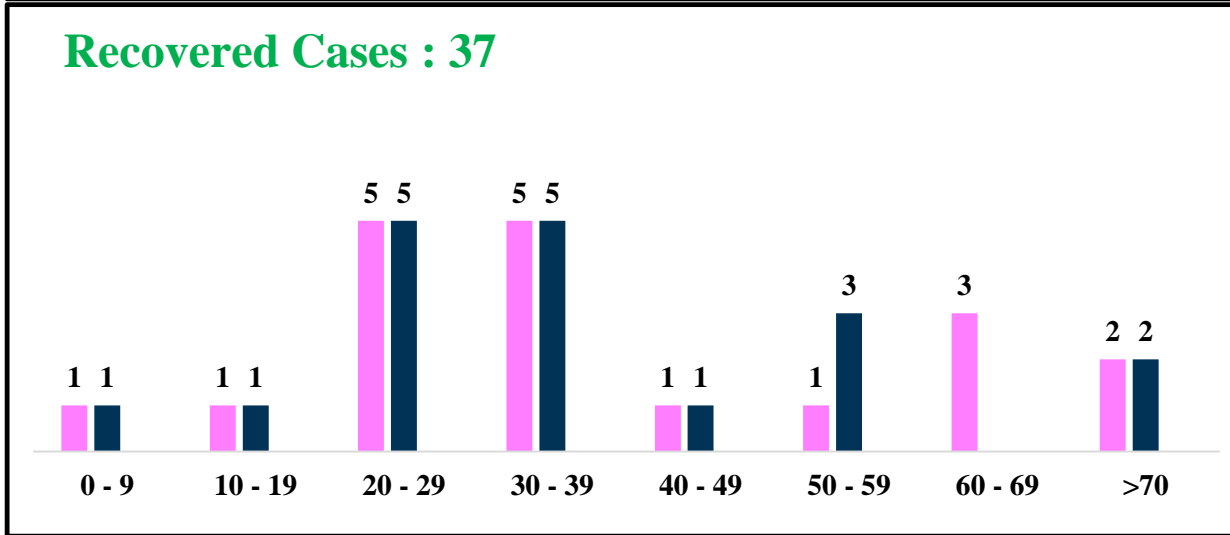
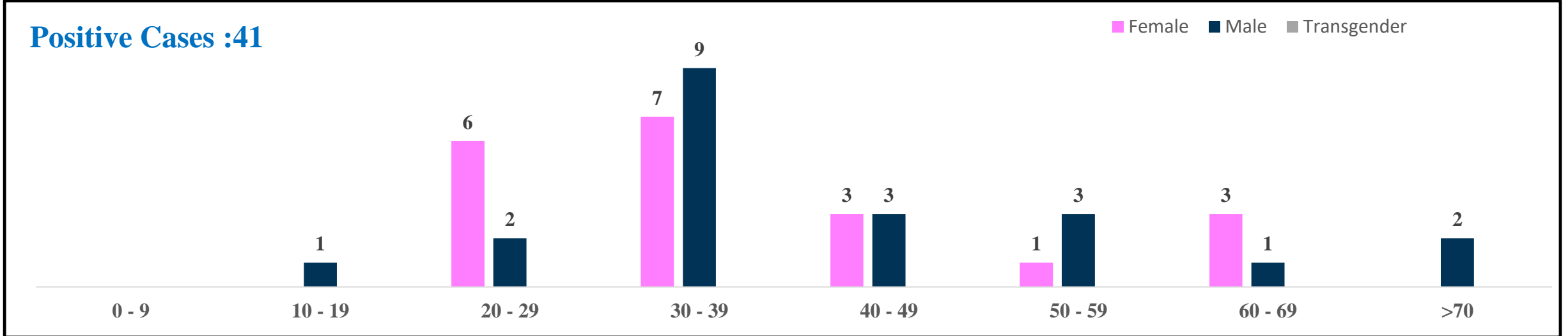


	MALE			FEMALE			TRANSGENDER			TOTAL		
	Last 24 Hours	Last 7 Days	Cumulative	Last 24 Hours	Last 7 Days	Cumulative	Last 24 Hours	Last 7 Days	Cumulative	Last 24 Hours	Last 7 Days	Cumulative
Positive Cases	21	89	11,11,845	20	86	7,74,522	0	0	196	41	175	18,86,563
Recovered Cases	18	153	10,99,424	19	144	7,68,856	0	0	187	37	297	18,69,410
Death Cases	0	0	10,769	0	0	6,227	0	0	4	0	0	17,000
Total Tests Done	In Last 24 hrs. : 3,261			In last 7 days : 19,641			Cumulative : 3,23,91,686					
983	In Last 24 hrs. : 7			In last 7 days : 72			Cumulative : 2,07,00,504					
ACTIVE CASES									153			

*Covid deaths occurred today : 00 | Covid deaths occurred beyond last 24hrs., reported today : 00



LAST 24 HOURS AGE GROUP AND GENDER WISE DISTRIBUTION

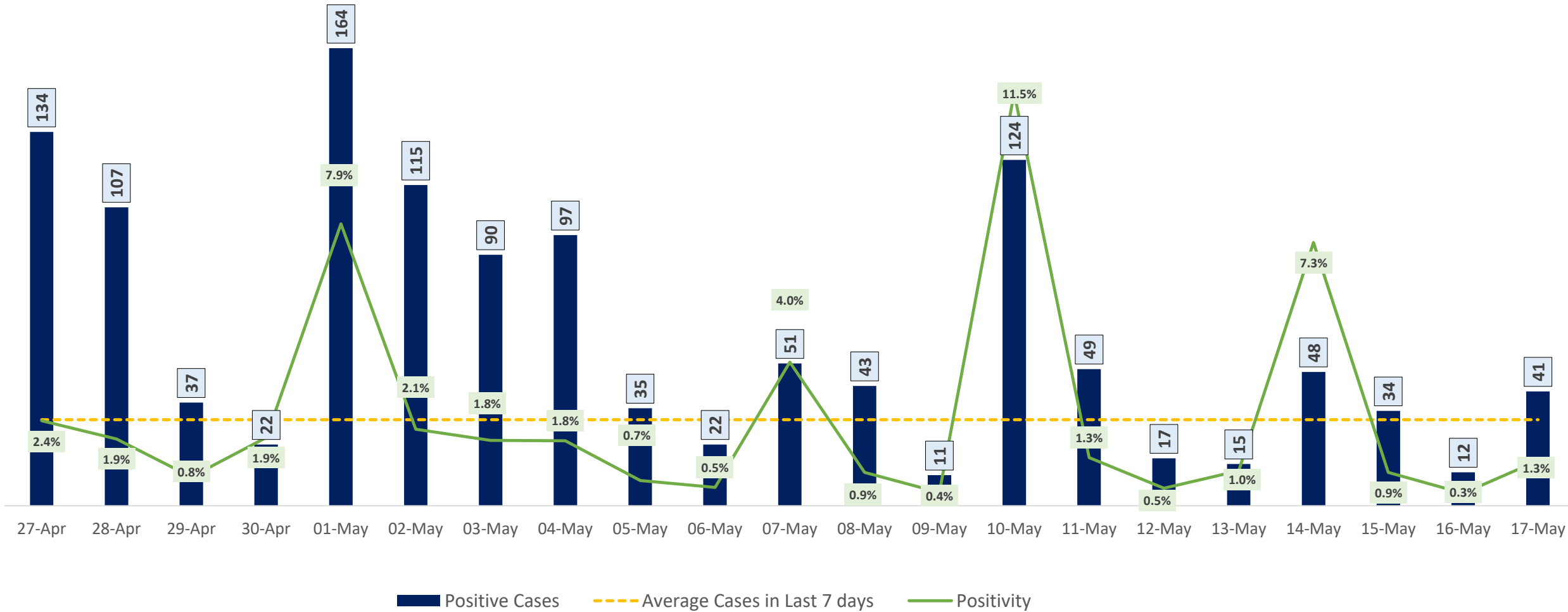




POSITIVITY RATE OF BENGALURU – LAST 21 DAYS



Average Cases in Last 7 days : 31

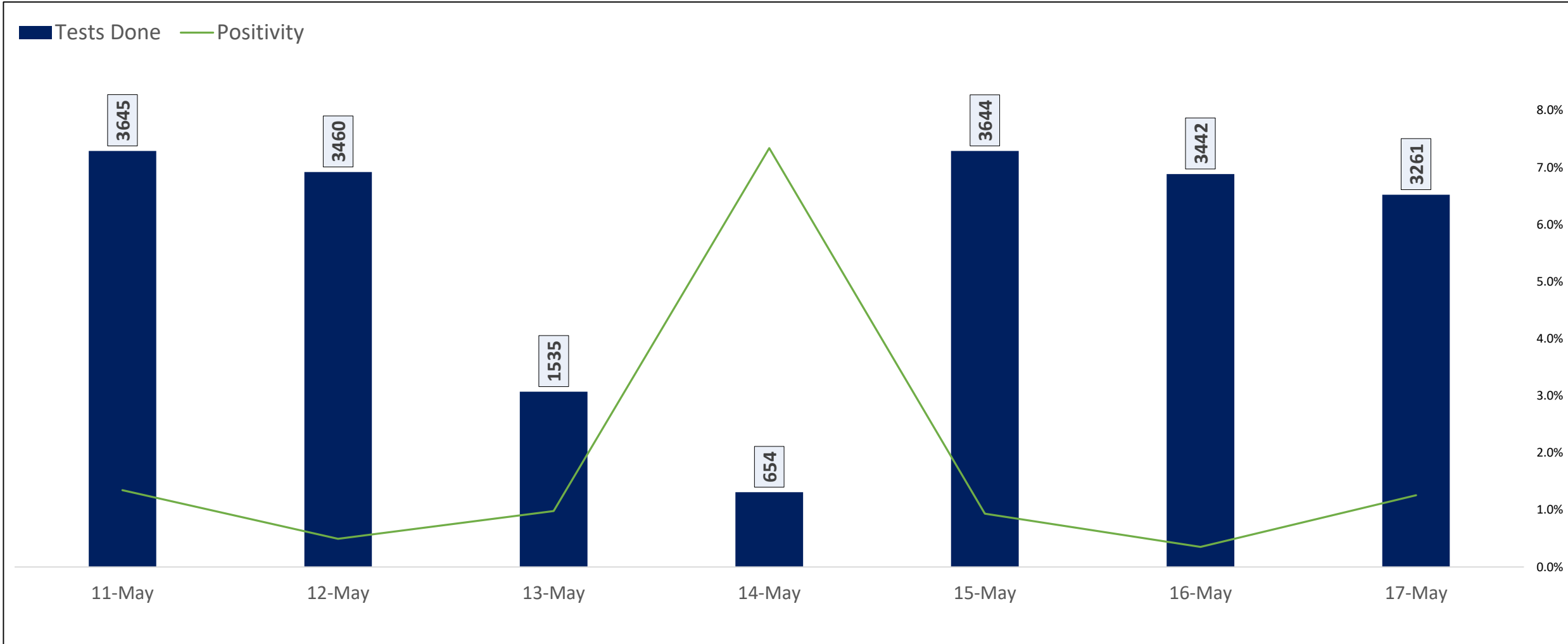




TESTING TRENDS IN BENGALURU

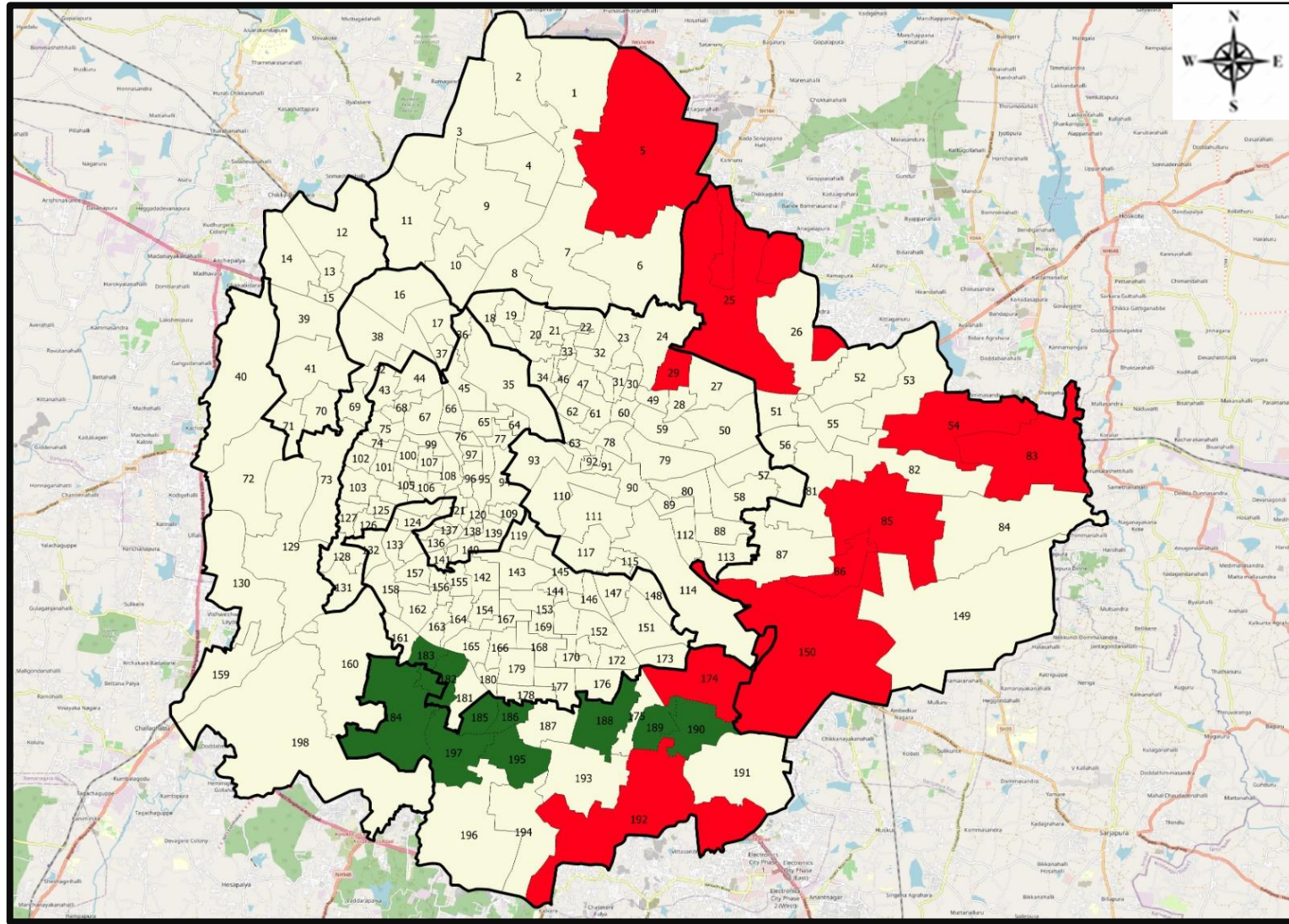


Total Test Conducted Till Date	Test Conducted Last 24 hours	Last 7 Days Average
3,23,91,686	3,261	2,806





BENGALURU URBAN MAP SHOWING TREND OF POSITIVE CASES IN LAST 7 DAYS



Top 10 wards reporting highest number of positive cases in last 10 days

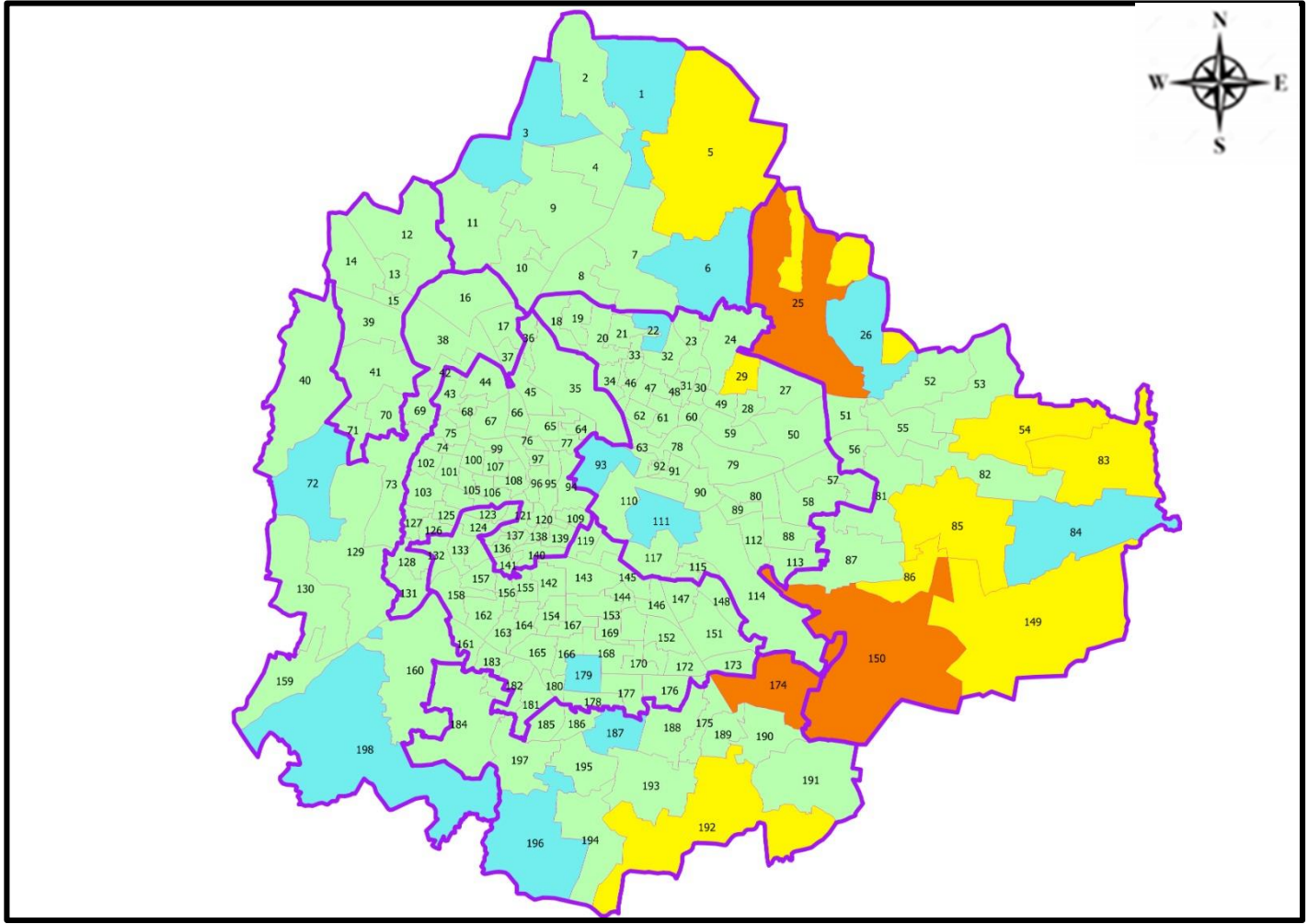
Ward No.	Ward Name	Daily Cases Average
150	Bellanduru	1
174	HSR Layout	1
25	Horamavu	1
85	Dodda Nekkundi	1
192	Begur	1
5	Jakkuru	1
29	Kacharkanahalli	1
54	Hudi	1
83	Kadugodi	1
86	Marattahalli	1







Top 10 wards reporting least number of positive cases in last 7 days

Ward No.	Ward Name	Daily Cases Average
197	Vasanthpura	0
195	Konanakunte	0
190	Mangammanapalya	0
189	Hongasandra	0
188	Bilekhali	0
186	Jaraganahalli	0
185	Yelchenahalli	0
184	Uttarahalli	0
183	Chikkalsandra	0
182	Padmanabha Nagar	0



BENGALURU MAP SHOWING INTENSITY OF POSITIVE CASES IN LAST 7 DAYS



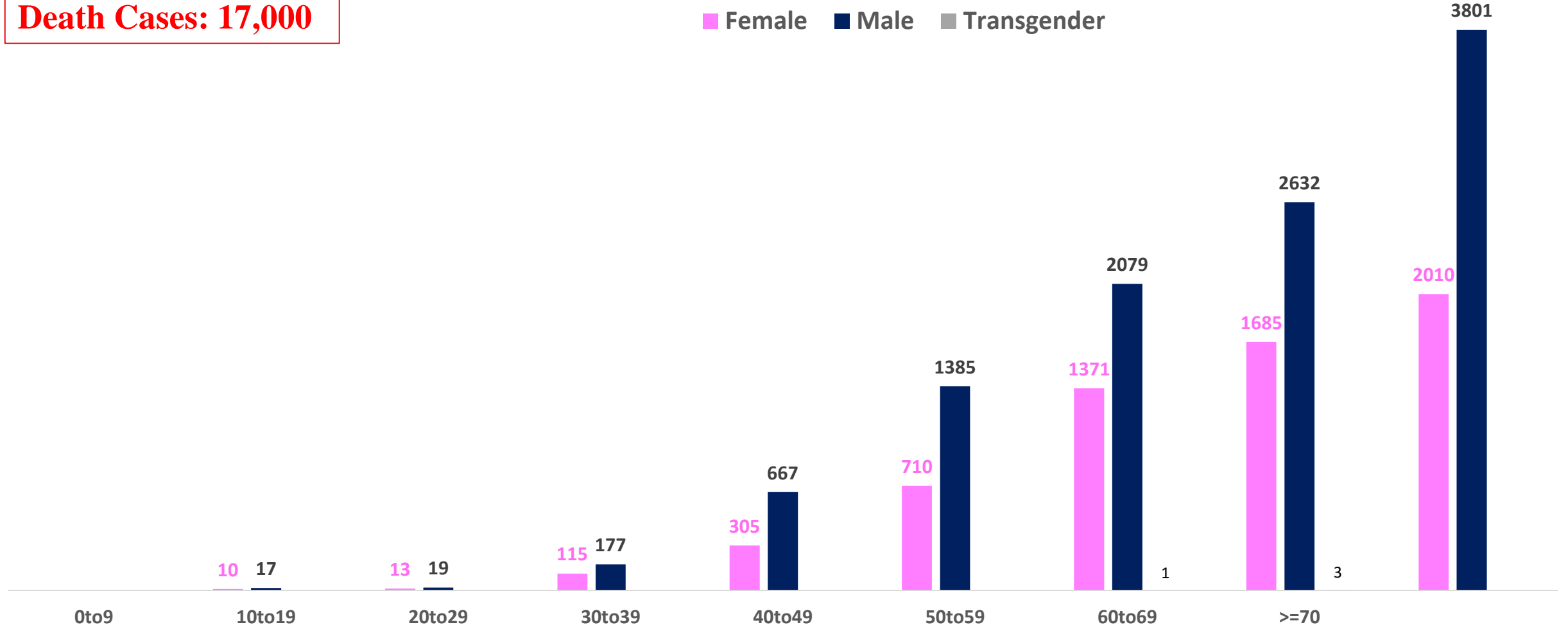
-  Level 1 : 0 to 1 Cases
-  Level 2 : 1 to 3 Cases
-  Level 3 : 3 to 5 Cases
-  Level 4 : 5 to 10 Cases
-  Level 5 : More than 10 Cases
-  Zone Boundaries



AGE AND GENDER WISE DISTRIBUTION OF DEATH CASES



Death Cases: 17,000





SNAPSHOT OF COVID-19 CASES IN BENGALURU URBAN



**Total Wards With
< = 1 Cases* :
127**

**Tests Conducted
on 17.05.2023:
3,261**

**Recovery
Rate*:
99.09%**

**Total
Active Cases :
153**

**Total Vaccinated
on 17.05.2023:
7**

**Positivity
Rate* :
1.10%**

**Active
Rate*:
0.01%**

**Case
Fatality Rate* :
0.00%**





*Total positive cases In the past 7 days

*CFR and positivity is for Past 7 days



ಬೃಹತ್ ಬೆಂಗಳೂರು ಮಹಾನಗರ ಪಾಲಿಕೆ
Bruhat Bengaluru Mahanagara Palike



Download BBMP Bulletin	https://apps.bbmpgov.in/covid19/mediabulletin.php
To register for vaccination :	https://selfregistration.cowin.gov.in/
BBMP COVID19 Dashboard:	https://apps.bbmpgov.in/covid19/
Follow us on:	 www.facebook.com/bbmp.comm1/
	 twitter.com/BBMPCOMM
	  BBMPSplHealth

Issued by:

Honorable Chief Commissioner, BBMP
Special Commissioner Health, BBMP
MD, Bengaluru Smart City Limited

THANK YOU !

